

# AUTOMATED VOICEOVER SUCCESS



NEW YORK TIMES BEST SELLER

MONICA WHITE

# **Terms and Conditions**

## **LEGAL NOTICE**

*The Publisher has strived to be as accurate and complete as possible in the creation of this report, notwithstanding the fact that he does not warrant or represent at any time that the contents within are accurate due to the rapidly changing nature of the Internet.*

*While all attempts have been made to verify information provided in this publication, the Publisher assumes no responsibility for errors, omissions, or contrary interpretation of the subject matter herein. Any perceived slights of specific persons, peoples, or organizations are unintentional.*

*In practical advice books, like anything else in life, there are no guarantees of income made. Readers are cautioned to rely on their own judgment about their individual circumstances to act accordingly.*

*This book is not intended for use as a source of legal, business, accounting or financial advice. All readers are advised to seek services of competent professionals in legal, business, accounting and finance fields.*

*You are encouraged to print this book for easy reading.*

*FREE Method to get someone to do the voiceover for you!*

*What you need:*

- 1) A Microphone (You can use the inbuilt microphone in your laptop)*
- 2) A voice recording software: Audacity*

*You can download it here: <https://www.audacityteam.org/download/>*

- 3) <https://www.naturalreaders.com/online/>*

*Step 1: Ensure that you can record your voice*

*Test it out with your own voice to ensure that you get the hang of using the software.*

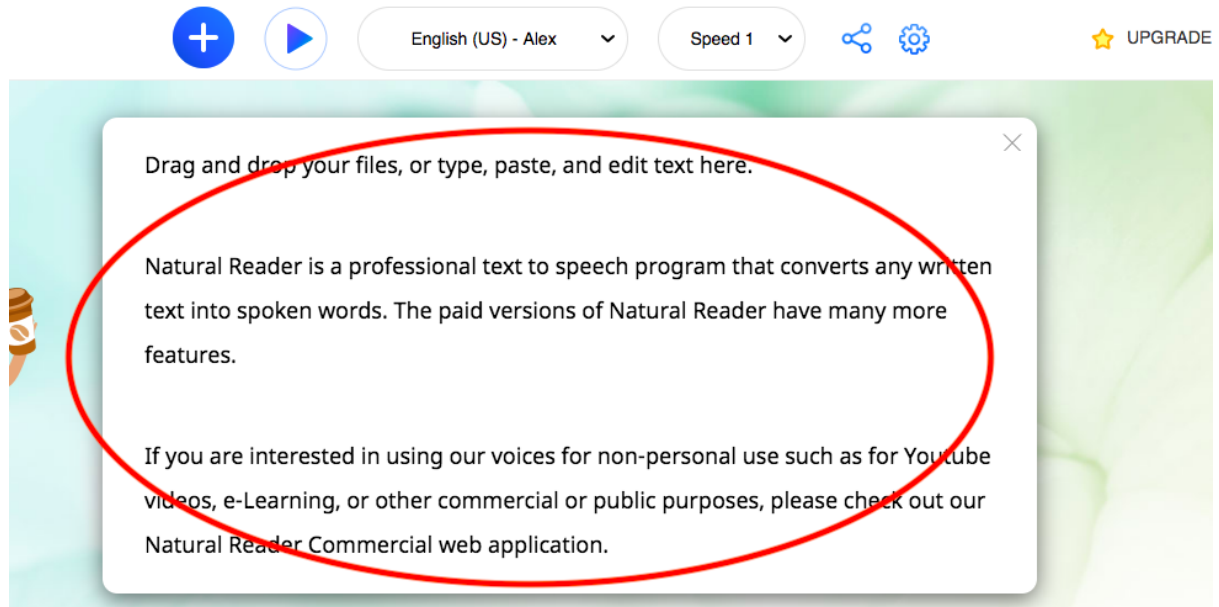
*For Mac Users, watch this video: <https://www.youtube.com/watch?v=fshLRI3GWqE>*

*For Windows Users, watch this video:*

*<https://www.youtube.com/watch?v=TjVHi7erwqU>*

Step 2: Go to : <https://www.naturalreaders.com/online/>

Add your script here:



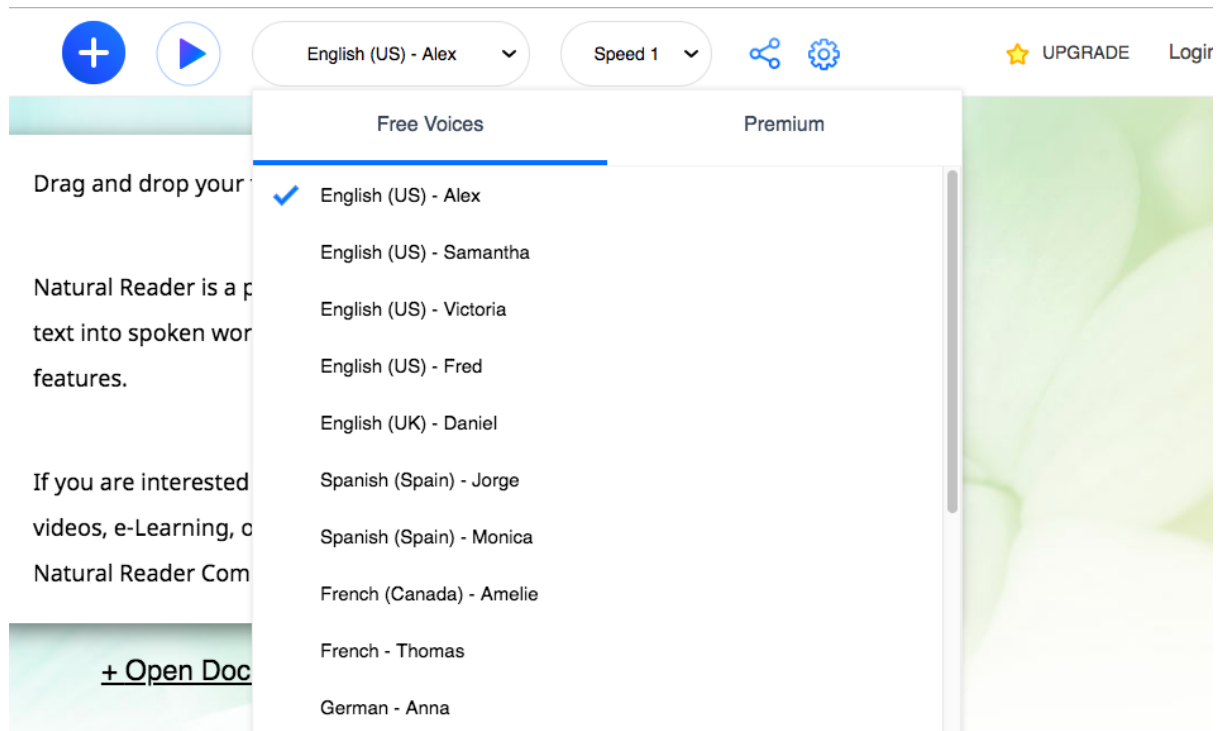
The screenshot shows the top navigation bar of the Natural Reader website. It includes a plus icon, a play button, a language dropdown menu set to "English (US) - Alex", a speed dropdown menu set to "Speed 1", a share icon, a settings gear icon, and a yellow star icon labeled "UPGRADE". Below the navigation bar is a large text input area. A white modal window is open over this area, containing the following text:

Drag and drop your files, or type, paste, and edit text here.

Natural Reader is a professional text to speech program that converts any written text into spoken words. The paid versions of Natural Reader have many more features.

If you are interested in using our voices for non-personal use such as for Youtube videos, e-Learning, or other commercial or public purposes, please check out our Natural Reader Commercial web application.

Choose your voice:



The screenshot shows the same top navigation bar as the previous image. The language dropdown menu is open, displaying a list of voices under the "Free Voices" tab. The list includes:

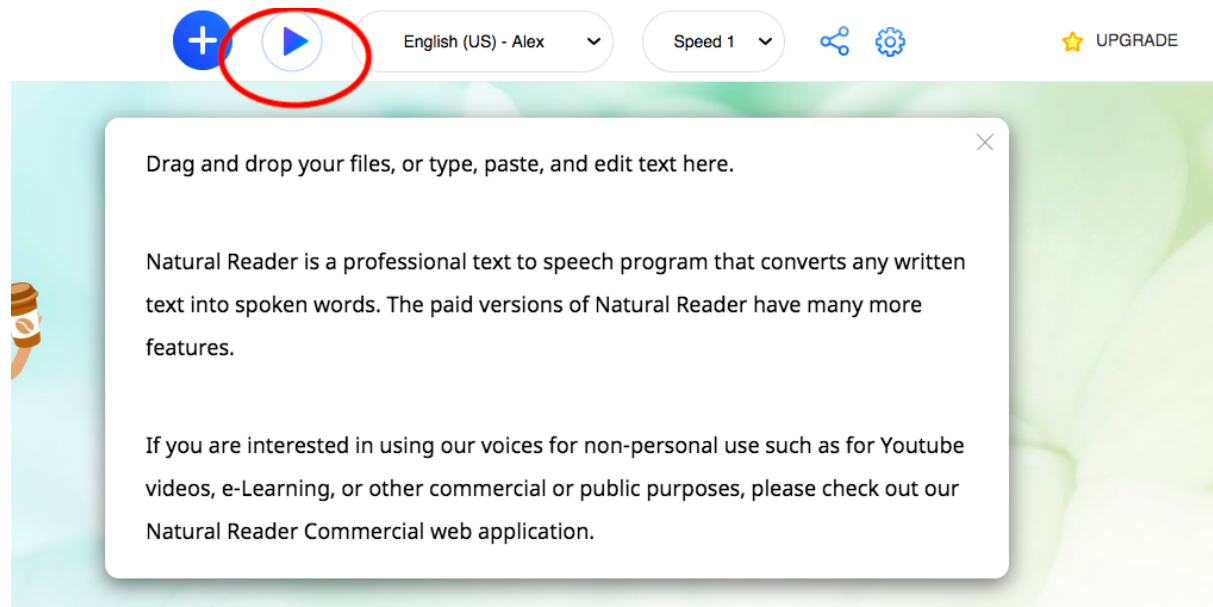
- English (US) - Alex (selected with a blue checkmark)
- English (US) - Samantha
- English (US) - Victoria
- English (US) - Fred
- English (UK) - Daniel
- Spanish (Spain) - Jorge
- Spanish (Spain) - Monica
- French (Canada) - Amelie
- French - Thomas
- German - Anna

The "Premium" tab is also visible but not selected. Below the voice selection menu, a "+ Open Doc" button is partially visible.

*Getting Ready to Record:*

*Step 1: Click the record button on audacity*

*Step 2: Click the play button on : <https://www.naturalreaders.com/online/>*



*3) Once the speaker finishes the script, stop the recording on Audacity. Save your recording and you're done!*

*Now you have your own recording demo that you can pass to your clients. Without even speaking a single word!*